

| | | | | | | | | | | | | | | | | | | | |
|---|---|-----------------------------------|------------------|--------------------|--------------------|---------|----------------------------------|----------------------|--------------------------|----------------------|----------------------|----------------------|----------------------|---------------------------------------|----------------|-----------------------|----------------|-----------------------|---------|
| Circuit | C1 | C2 | C3 | C4 | C5 | C6 | CP1 | CP2 | CP3 | CP4 | CP5 | CP6 | CP7 | CP8 | CP9 | CP10 | CP11 | CP12 | CP14 |
| Destinat/ Destination | Illuminat Cabinet stom. Informatica | Illuminat Clasa Gr. sanitar | Illuminat Hol | Illuminat Clasa | Illuminat Clasa | Rezerva | Prize cabinet stomatologic | Prize Informatica | Unitate AC split-unit | Prize Informatica | Prize Informatica | Prize Informatica | Prize Informatica | Prize Cabinet limbri straine | Prize Clasa | Prize Clasa Hol | Prize Clasa | Prize Clasa Hol | Rezerva |
| Numar, CUL, Baza Numar, CUL, Baza Sockets | 10 | 24 | 7 | 16 | 16 | - | 2 | 4 | 1 | 4 | 4 | 4 | 4 | 4 | 4 | 5 | 4 | 5 | - |
| Putere [kW] | 0.72 | 0.88 | 0.28 | 1.12 | 1.12 | - | 2 | 2 | 2 | 2 | 2 | 2 | 2 | 2 | 2 | 2 | 2 | 2 | - |
| Ic [A] | 4 | 5 | 2 | 6 | 6 | - | 10 | 10 | 10 | 10 | 10 | 10 | 10 | 10 | 10 | 10 | 10 | 10 | - |
| Section FV/PPV Section | 2x1.5/16 | 2x1.5/16 | 2x1.5/16 | 2x1.5/16 | 2x1.5/16 | - | 3x2.5/20 | 3x2.5/20 | 3x2.5/20 | 3x2.5/20 | 3x2.5/20 | 3x2.5/20 | 3x2.5/20 | 3x2.5/20 | 3x2.5/20 | 3x2.5/20 | 3x2.5/20 | 3x2.5/20 | - |
| Faza/Phase | L1 | L2 | L3 | L1 | L3 | | L1 | L2 | L3 | L1 | L2 | L3 | L1 | L2 | L3 | L1 | L2 | L3 | |

L1=9.84KW
L2=8.88KW
L3=9.4KW

SPECIFICATIE TEHNICA TE3/TECHNICAL SPECIFICATIONS TE3

Q7, Q10-Q13 Disjunctori cu protecție la suprasarcină și scurtcircuit 2P-16A

cu protecție diferențială de 30 mA

Circuit breaker with overload and short circuit protection 2P-16A

and differential protection 30mA

Q1-Q6 Interrupator automat 2P-10A

Automatic switch 2P-10A






Q8,Q9,Q14-Q19 Intrupator automat 2P-16A




Automatic switch 2P-16A

Q20 **Separator de sarcina 3P-50A**

Charge separator 3P-50A

LEGENDA/LEGEND :

- | | |
|---|---|
|  | - Disjuncteur cu protecție diferențială Circuit breaker with differential protection |
|  | - Disjuncteur termomagnetice Thermo-magnetic circuit breaker |
|  | - Circuit de priză monofazată Monophase socket circuit |
|  | - Circuit lumina Lighting circuit |
|  | - Separator de sarcină Charge separator |

| | | | | | | | | | |
|---|---------------------------|---|---|--------------------------------|-------------------------------|---|----------------------|--|--|
| | | | | | | | | | |
| | | | | | | | | | |
| | | | | | | | | | |
| | | | | | | | | | |
| VERIFICATOR | NUME | SEMANTURA | CERINTA | REFERAT / EXPERTIZA NR. / DATA | | | | | |
| M.L.P.A.T. | Pr.Dr.Ing. Moroldo C. Dan | | 1e | 194 / 05.04.2006 | | | | | |
| <div>PROJECT DESIGN COORDINATOR: COORDINATOR PROJECT:</div> <div>THE LOUIS BERGER GROUP, INC</div> | | | | | | | | | |
| BUCHAREST SCHOOLS INFRASTRUCTURE REHABILITATION / REABILITAREA INFRASTRUCTURII EDUCATIONALE IN MUNICIPIUL BUCURESTI | | | | | | | | | |
| DESIGNER/PROJECTANT: | | M4 | | | | | | | |
|  140/7395/1995 | | M3 | | | | | | | |
| | | M2 | | | | | | | |
| | | M1 | | | | | | | |
| | | Modif | Date/Data | DESIGNED BY/PROJECTANT | VERIFIED BY/ VERIFICAT | PROJ. DIR./SEF PROJECT | | | |
| BENEFICIARY/BENETICAR MUNICIPALITY OF BUCHAREST PRIMARIA MUNICIPIULUI BUCURESTI | |  | | SCHOOL NAME/ NUME SCOLA | | General School no. 310 / Scoala generala nr. 310 | | | |
| DESIGNED BY PROJECTANT | NAME/ NUME | SIGNAT./SEMANTURA | TYPE OF WORKS/ LUCRARE | | | | | | |
| | Ing. B. Irintia | | ELECTRICAL WORKS / LUCRARE DE ELECTRICE SCHOOL - BUILDING A / CLADIRE SCOLA - CORP A | | | | | | |
| VERIFIED BY VERIFICAT | Ing. A. Barabaiet | | THIRD FLOOR ELECTRICAL PANEL TABLOU ELECTRIC ETAJ 3 | | | | | | |
| PROJ. DIR. SEF PROJECT | anh. S. Ichim | | | | | | | | |
| DATE/ DATA | SCALE/ SCARA | EXEMPLAR NR. | PROJ. PHASE/FAZA PROJECT Detailed Design Project tehnic | | PROJ. No./N-PROJECT 087/S6 | | DRWG. No./N- PLANS/A | | |
| 04/2006 | | | | | | | A-IE/010 | | |
| it is prohibited to copy, multiply or print this document without written approval of THE LOUIS BERGER GROUP, INC. Este interzis copierea, multiplicarea si imprimarea documentelor fara aprobarea scrisa a THE LOUIS BERGER GROUP, INC. | | | | | | | | | |